



SMART Brief

T E C H N I C A L B U L L E T I N

DATE: Wednesday, January 09, 2008 **No:** SB-010908
TO: Contractors & Distributors **Page** 1 of 1
FROM: Metro Technical Services Division
SUBJECT: **Profiled Roman Bird-Stop Installer Correction Steps**

General Information

September 2007, Metro introduced its new updated Roman Tile (PN-# 1109XX) produced from a new USA die tool. This new panel is virtually identical to the old Roman Tile (PN-# 1110XX), however it incorporates some slight changes that speed up production and enhance transit packaging protection. These changes affect the way the 'old' Roman Bird-Stop (PN-# 3135XX) works with the new Roman Tile.

Metro Roman Bird-Stop Changes (Old PN-#3135XX vs. New PN-#3134XX)

Metro is now producing a 'new' Roman Bird-Stop (PN-#3134XX) to fit the new Roman Tile. As an interim measure (until we exhaust the inventory of 'old' Roman Bird-Stop) it's critical for installers to check and if necessary perform the following procedures when installing the Roman Bird-Stop. Failure to follow these procedures will result in the Metro Roman Tile panels not aligning correctly with the Roman Bird-Stop.

Metro Installer Roman Bird-Stop Correction Steps

Verify which type of Roman Bird-Stop you have? 'Old' Roman Bird-Stop is stamped with the words "METRO BIRDSTOP". 'New' Roman Bird-Stop has no stamped name markings.

The 'New' Roman Bird-Stop (No markings) can be installed by butting each piece across the fascia.

The 'Old' Roman Bird-Stop measures 76-5/8" long and is installed by 'Lapping' each piece a 7/16" providing an exposure of 76-3/16.

For long Fascia lengths, as a spot-check, the measurement from the center of the 1st Bird-Stop Over-Pan (Hump) section to the center of the 1st Over-Pan on the sixth (6th) Bird-Stop piece measures **382-inches (31'-10").**

(Refer to the attached drawings for more detail)

NOTE: *The above notice ONLY applies to the profiled Roman Bird-Stop.*

Metro Roman panels must be center-aligned over a corresponding Over-Pan (Hump) section of the Metro Roman V-Bat Bird-Stop below.

Metro Roof Products

3093 'A' Industry Street
Oceanside CA 92054
Tel: (760) 435-9842
Fax: (760) 435-1162

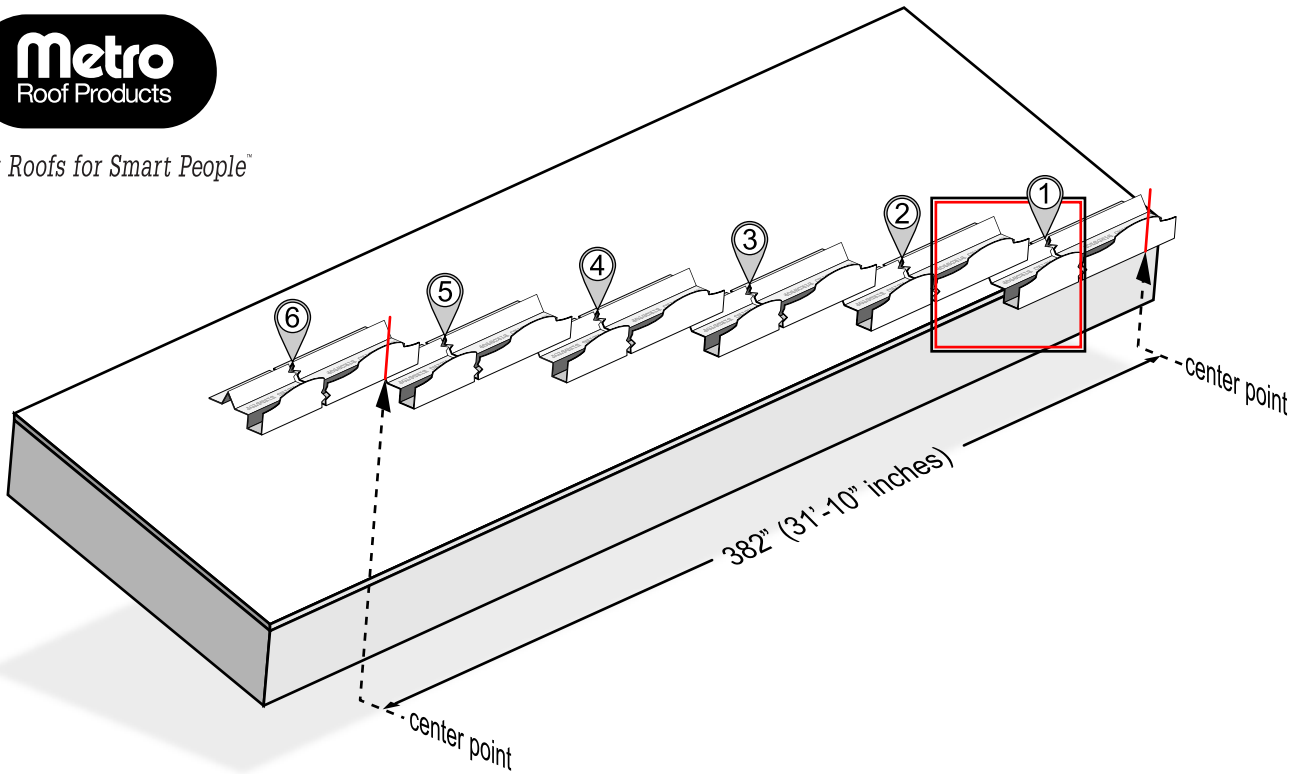
www.smartroofs.com

Metro Roof Products SMARTBrief Technical Bulletins are for use by all Metro Roof Products customers. Each SMARTBrief is coded with a reference number and can be used to support various trade practices that are acceptable to, and have met Metro Roof Products quality standards in effect at the time. Metro Roof Products reserves the right to amend or update these SMARTBrief Technical Bulletins at any time.

SB010908RomanBird-Stoplengthcorrection

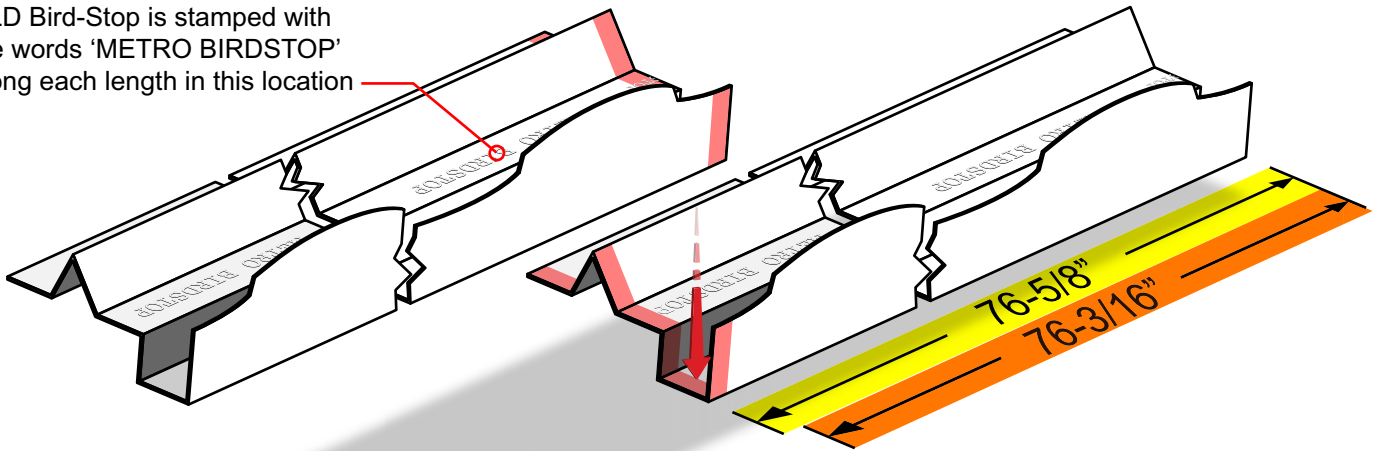





Smart Roofs for Smart People™



Profiled Roman Bird-Stop Installer Correction Steps

OLD Bird-Stop is stamped with the words 'METRO BIRDSTOP' along each length in this location



"Old" Bird-stop Measurements	
	Overall Length
	Exposure Length
	Lap Length